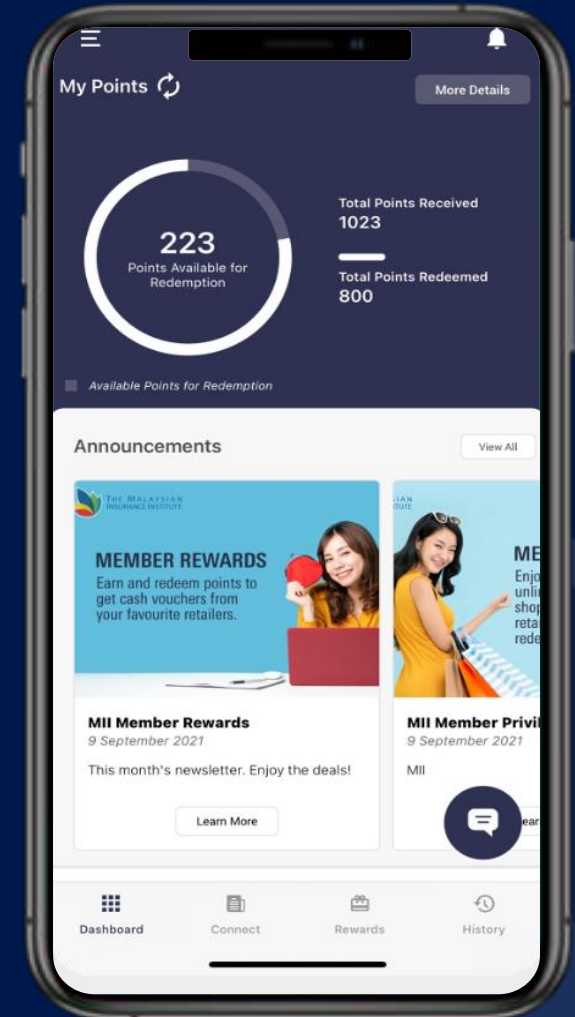




THE MALAYSIAN
INSURANCE INSTITUTE

MII Rewards Programme: User Guide

*Updated in August 2022 by Prof Membership Unit
(membership@mii.org.my)*



Welcome to MII Rewards Programme

1. Welcome to a new way of making your life and work more rewarding under MII Rewards Programme: earning points and discounts, through the **CERRA Points App**.
2. This rewards initiative is exclusively for **MII Fellow, Senior Associate, Associate & Certificate members** whose reward points can be accumulated and converted into vouchers and discounts through the app.
3. In this document, we'll provide step-by-step instructions for navigating the Cerra Points App to manage and enjoy your rewards from MII:
 - ☐ **Activate your account**
 - ☐ **Get notified via member news and update**
 - ☐ **Get points via member rewards**
 - ☐ **Get member discounts**



Activate your account

1. Upon successful application as MII Fellow / Senior Associate / Associate / Certificate member, MII will create an account in **CERRA Points** for you.
3. After receiving letter of membership confirmation from MII, search and download "**Cerra Points**" app in Apple Appstore / Google Playstore



3. Alternatively, you can also check your membership status [here](#).
4. Login using **MIl registered email address** as username.
5. Enter default password "**Mii <Last 6 digits of IC/Passport no>**".
6. For example, if your IC number is 880231-01-2345. The password will be **Mii012345**

CERRA
POINTS

mii_user_email@mii.org.my

XXXXXXXXXX

Malaysia ▼

Forgot Password?

☒ I accept the Terms of service and Privacy Policy

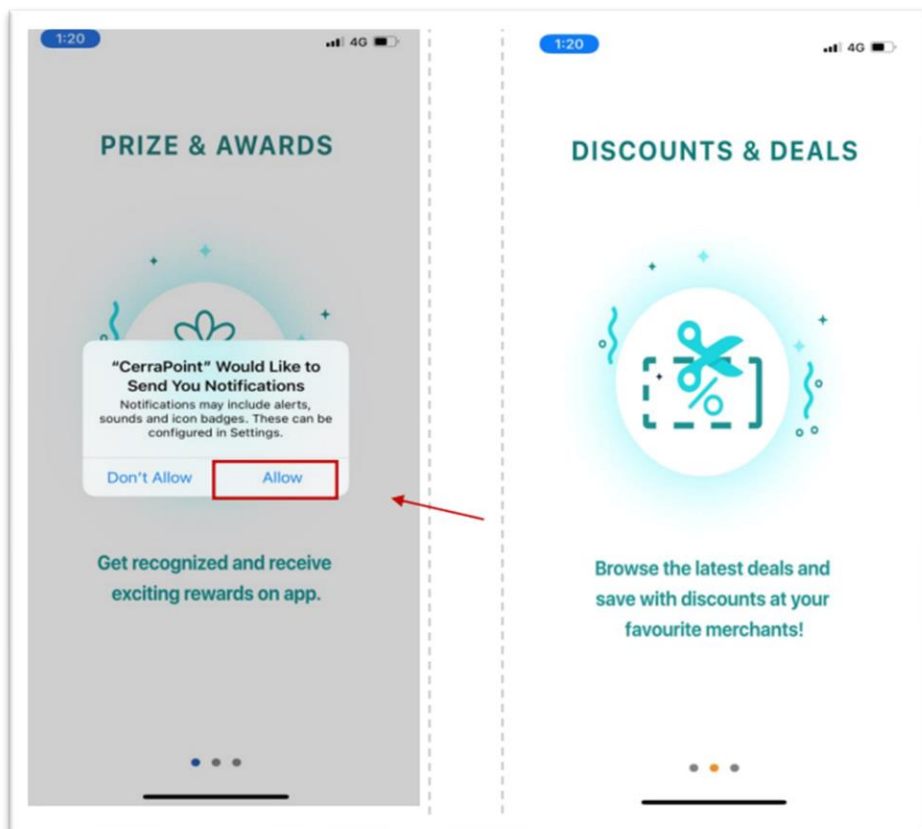
Login

powered by Rewardz

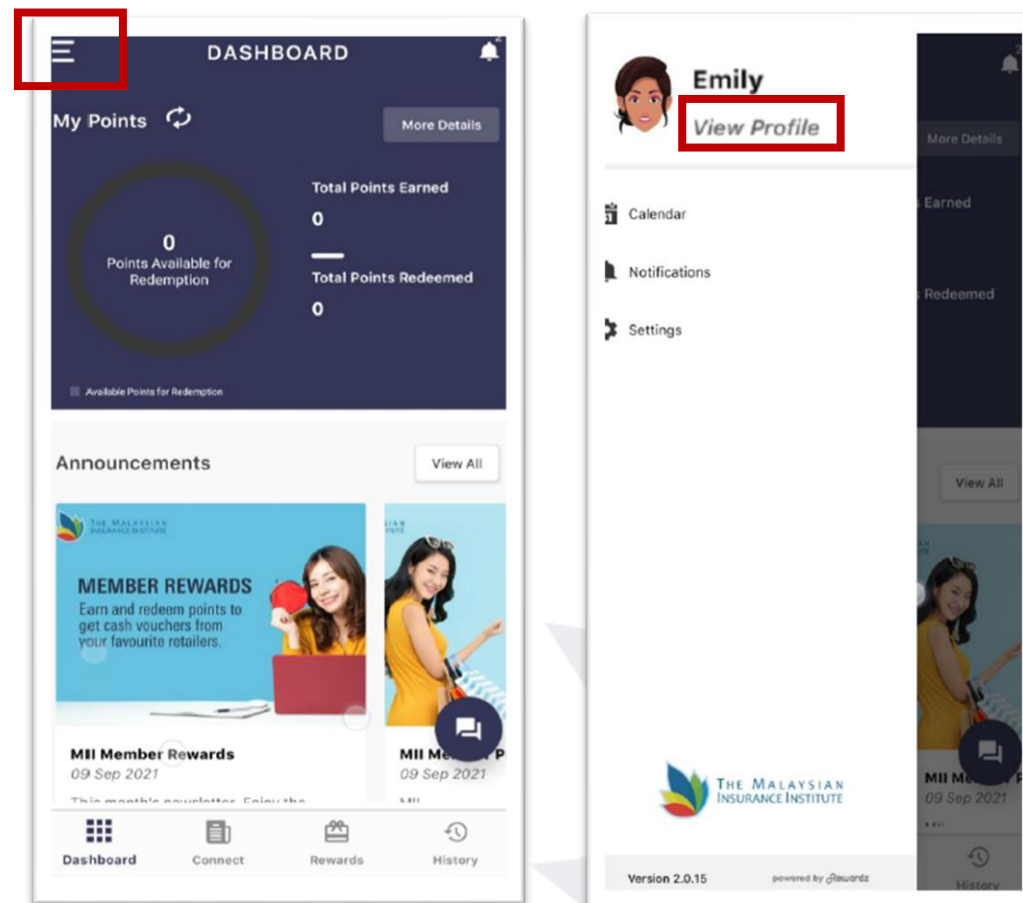
Version 2.0.15



7. Make sure to **allow** notifications to receive updates on points allocated, appreciations and announcement of MII events & updates.

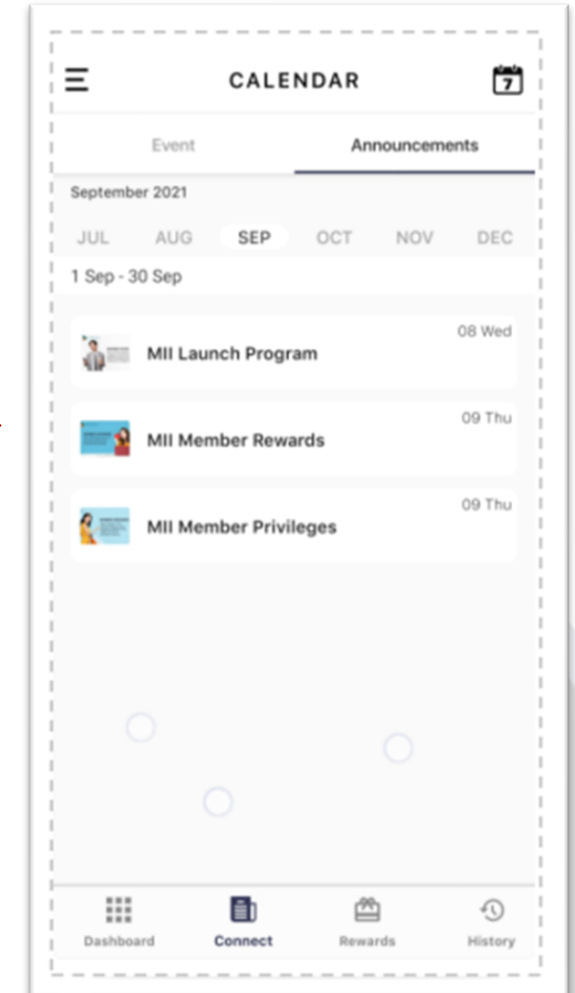
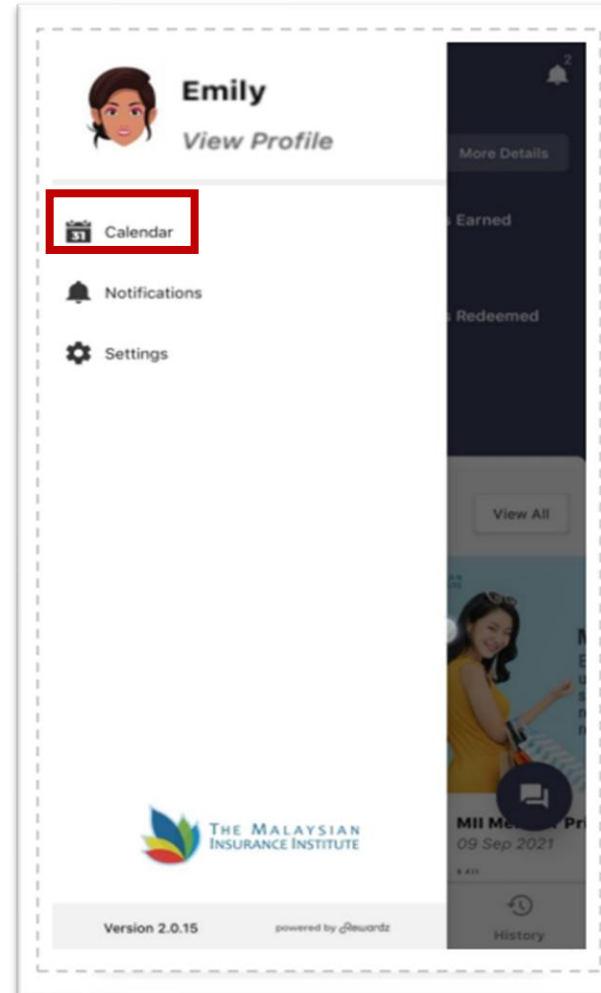


8. Go to the menu options (three lines) on the top left of the Dashboard. Tap **View Profile** to view/edit your personal details.



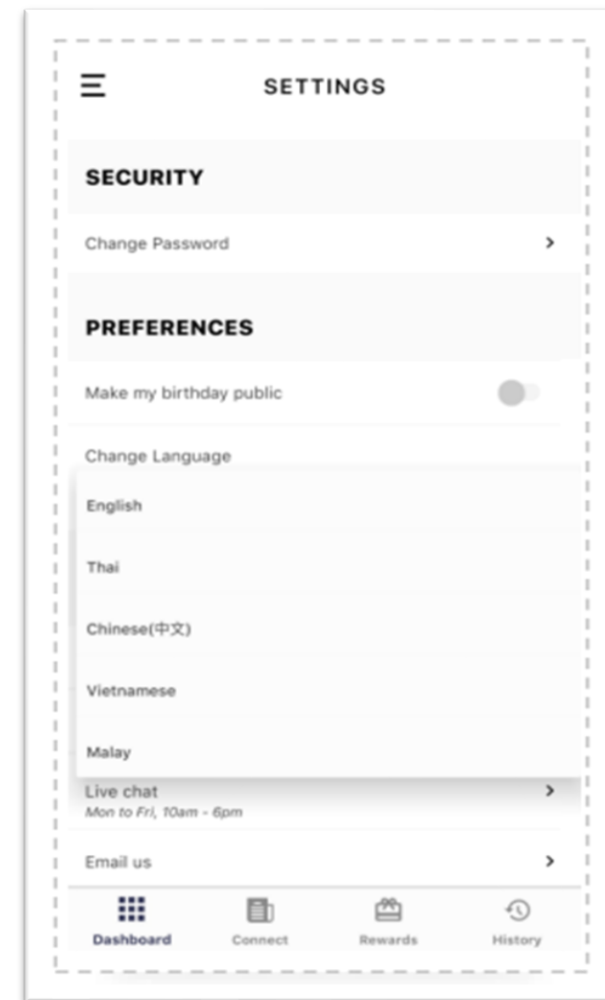
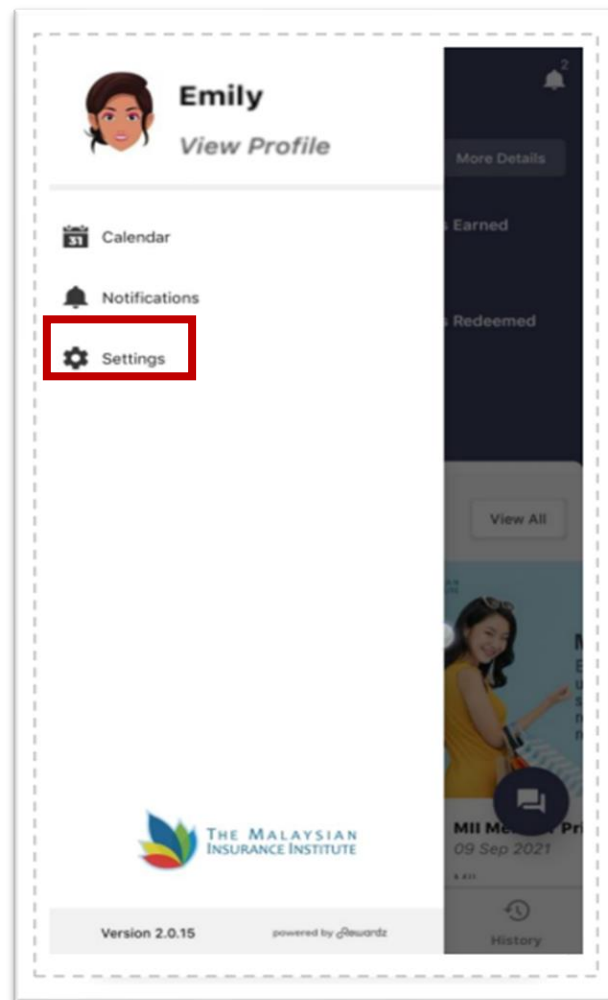


9. Access **Calendar** from the side menu bar to view information on MII events, announcements, greetings and also be reminded of your upcoming appointments.
10. Toggle between monthly/weekly view of your schedule.
11. Tap on the calendar icon at the top right-hand corner to access specific date's schedule.

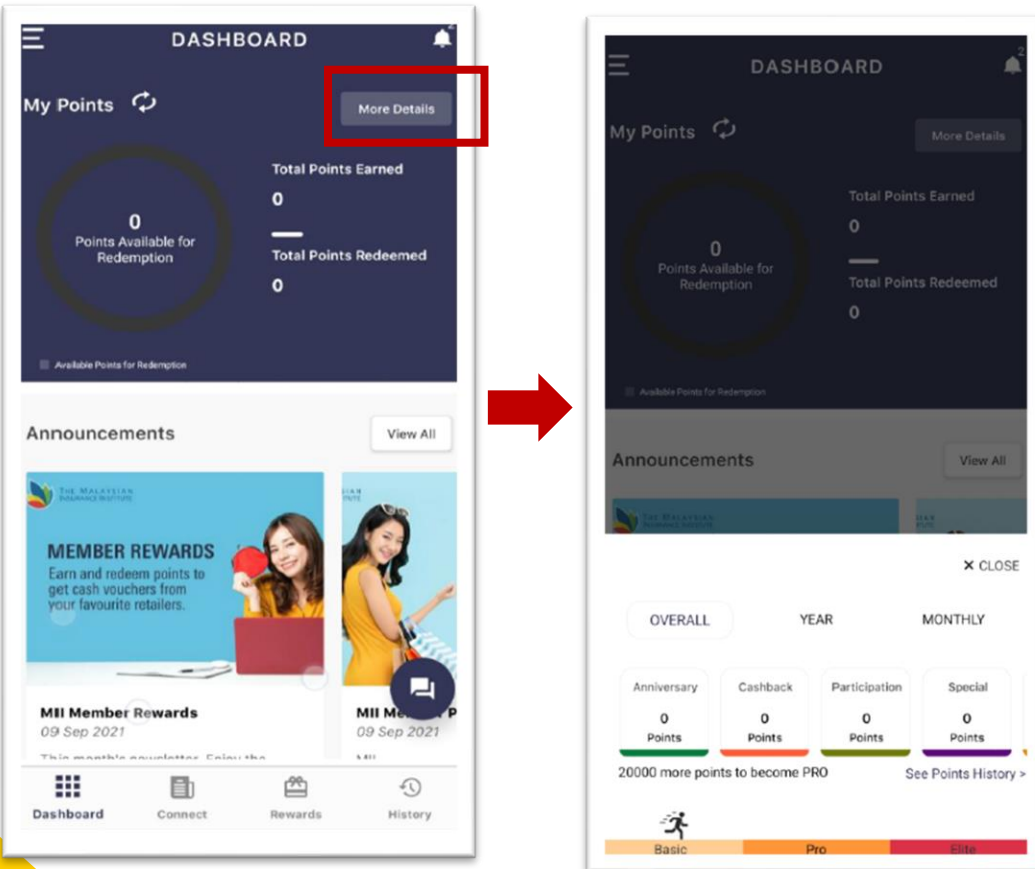




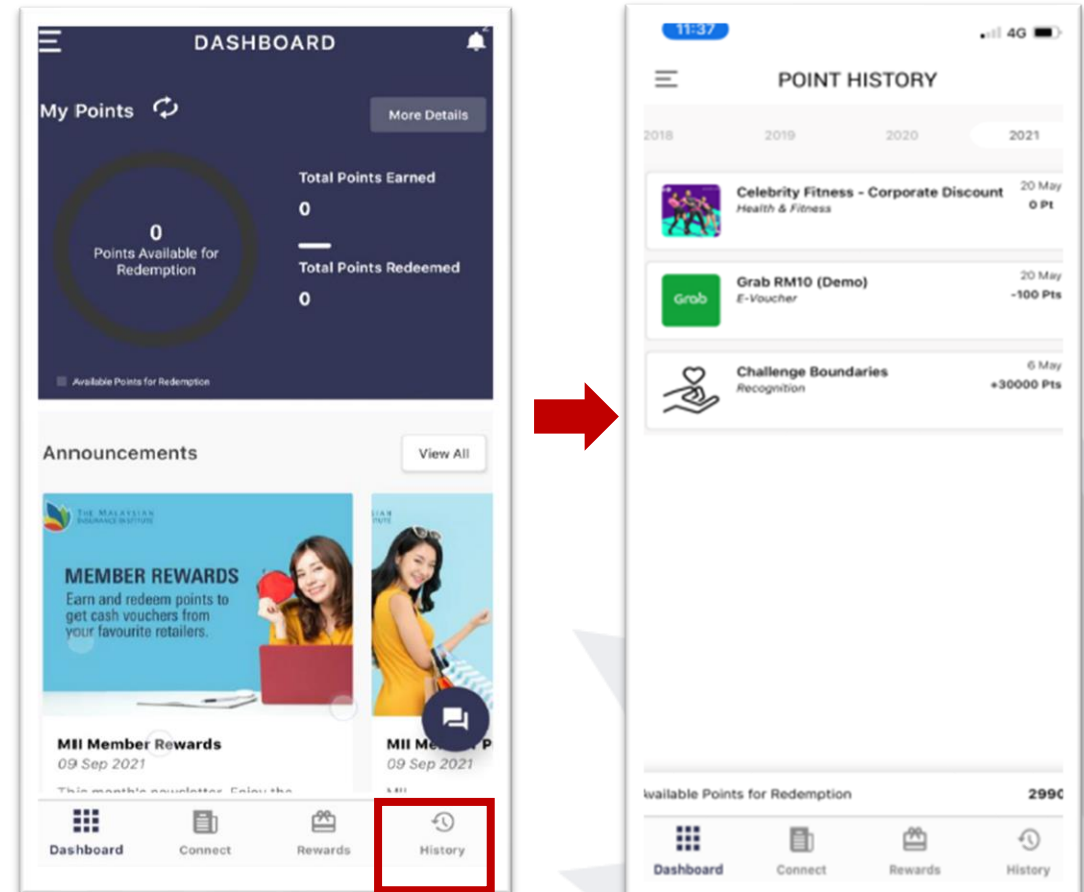
12. Access **Settings** from the side menu bar.
13. You can change your password or language
14. Select Frequently Asked Questions (FAQ) for more details on how to utilize CERRA Points.



15. Tap **More Details** to view information about your total points earned.



16. Or tap **History** from the bottom menu bar to view all history of your accumulated points.





THE MALAYSIAN
INSURANCE INSTITUTE

Get notified

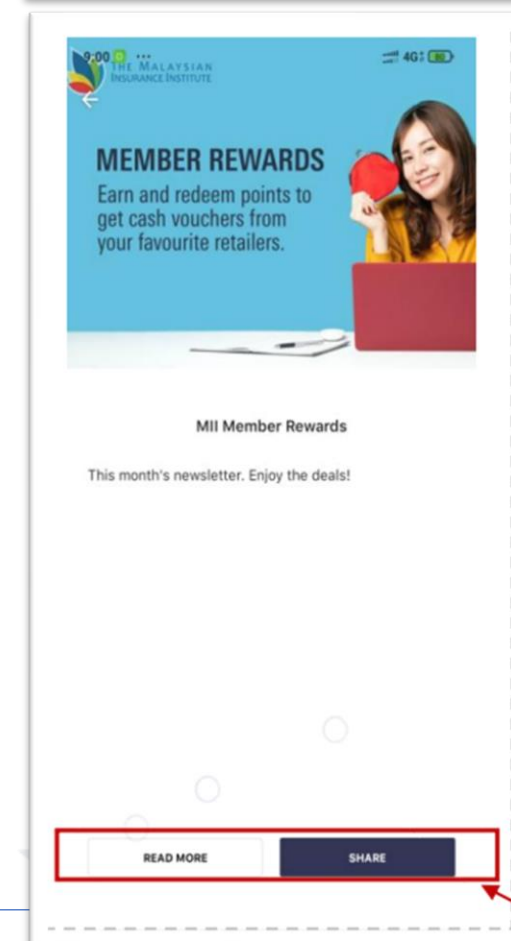
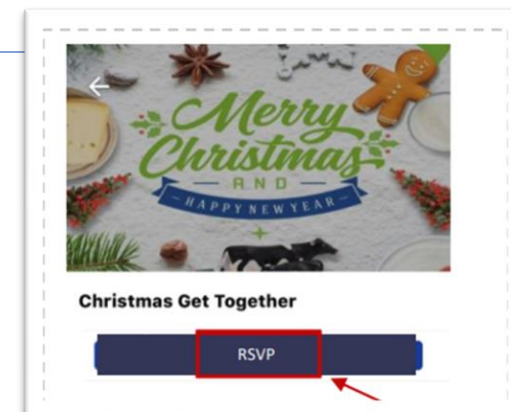
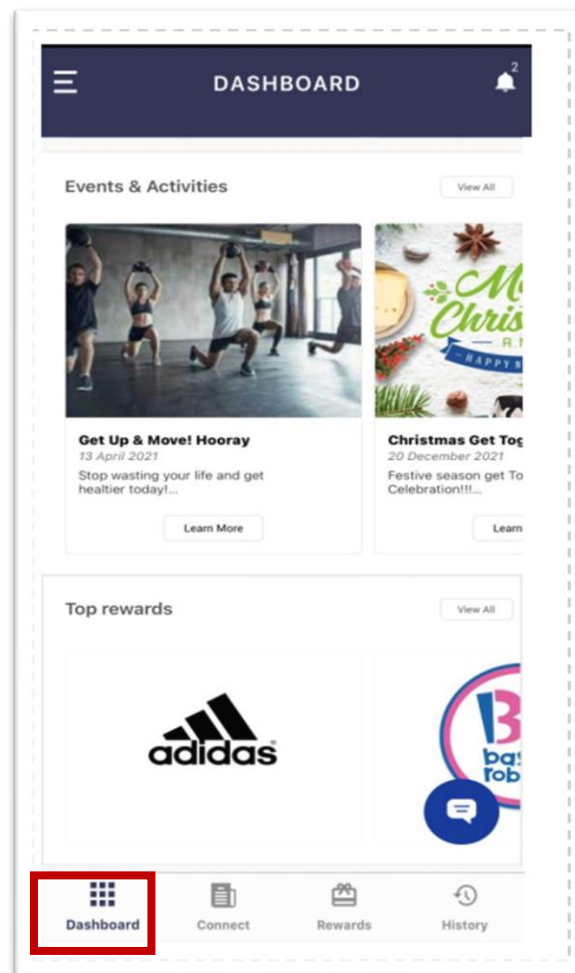


MEMBER NEWS & UPDATE

Keep yourself updated with the latest updates and announcements about MII & the Industry through Push Notifications straight to your phone.

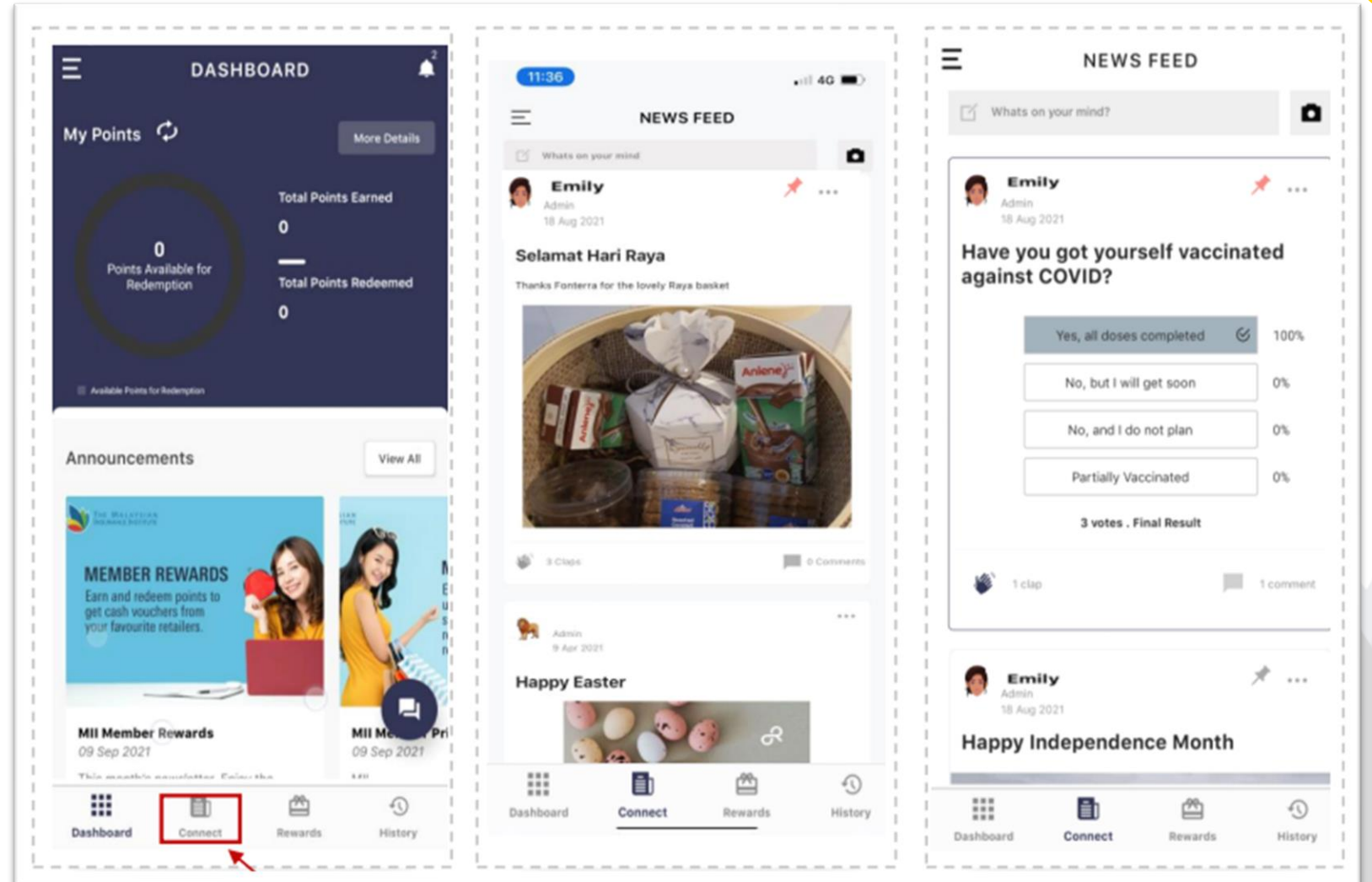


1. Tap **Dashboard** from the bottom menu bar. You can view all upcoming **Activities & Events**, as well as **Announcements**.
2. Tap on any of the latest event, activity or announcements to find out more details. On the Event page, you can upload, download and share photos. You can also tap to RSVP the event that you wish to attend.





3. Access to check out latest's happening within MII by tapping **Connect** from the bottom menu bar.
4. You can check out the posts shared on the News Feed or vote on the poll created.





THE MALAYSIAN
INSURANCE INSTITUTE

Get points

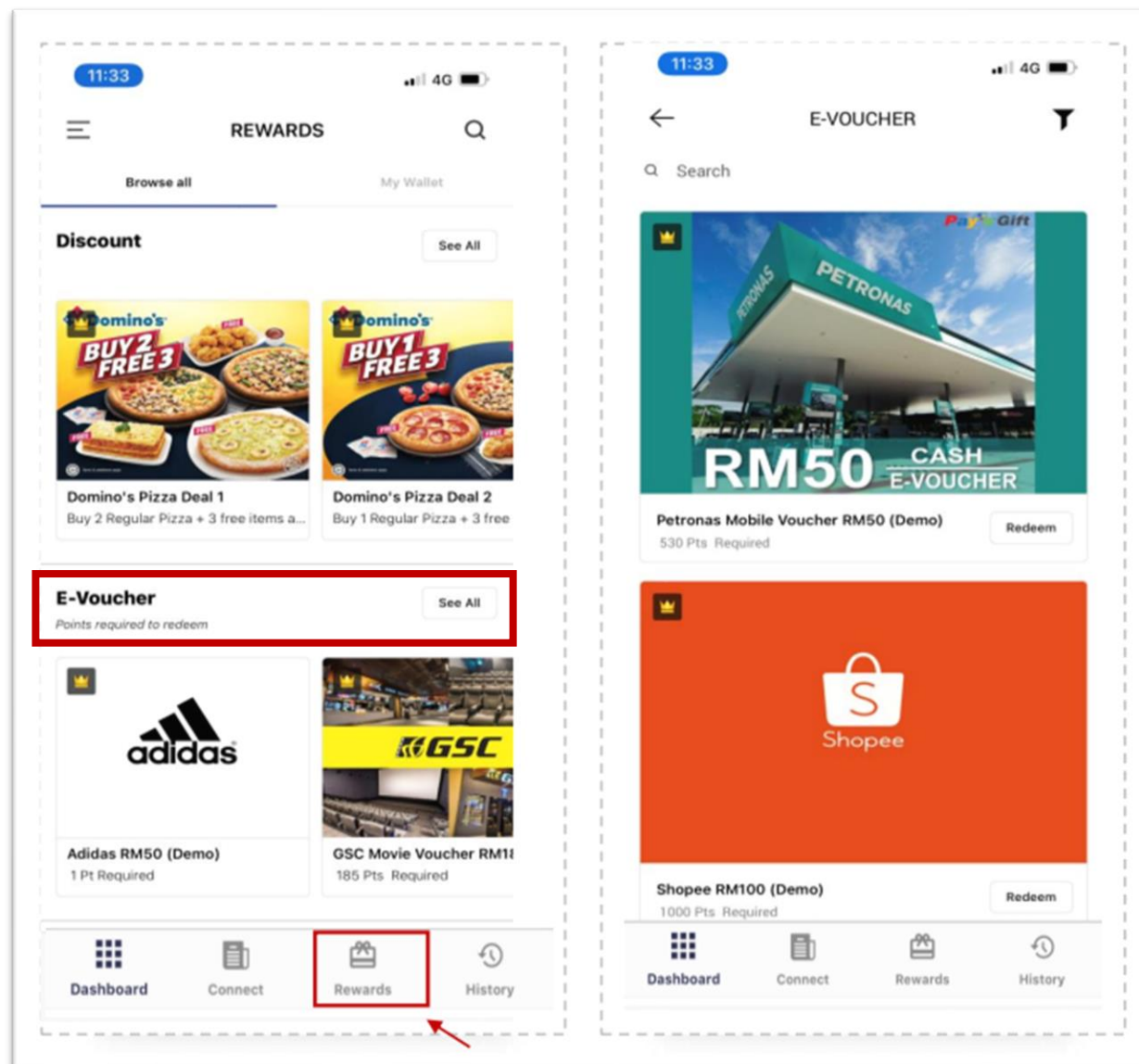
MEMBER REWARDS

Earn and redeem points to
get cash vouchers from
your favourite retailers.



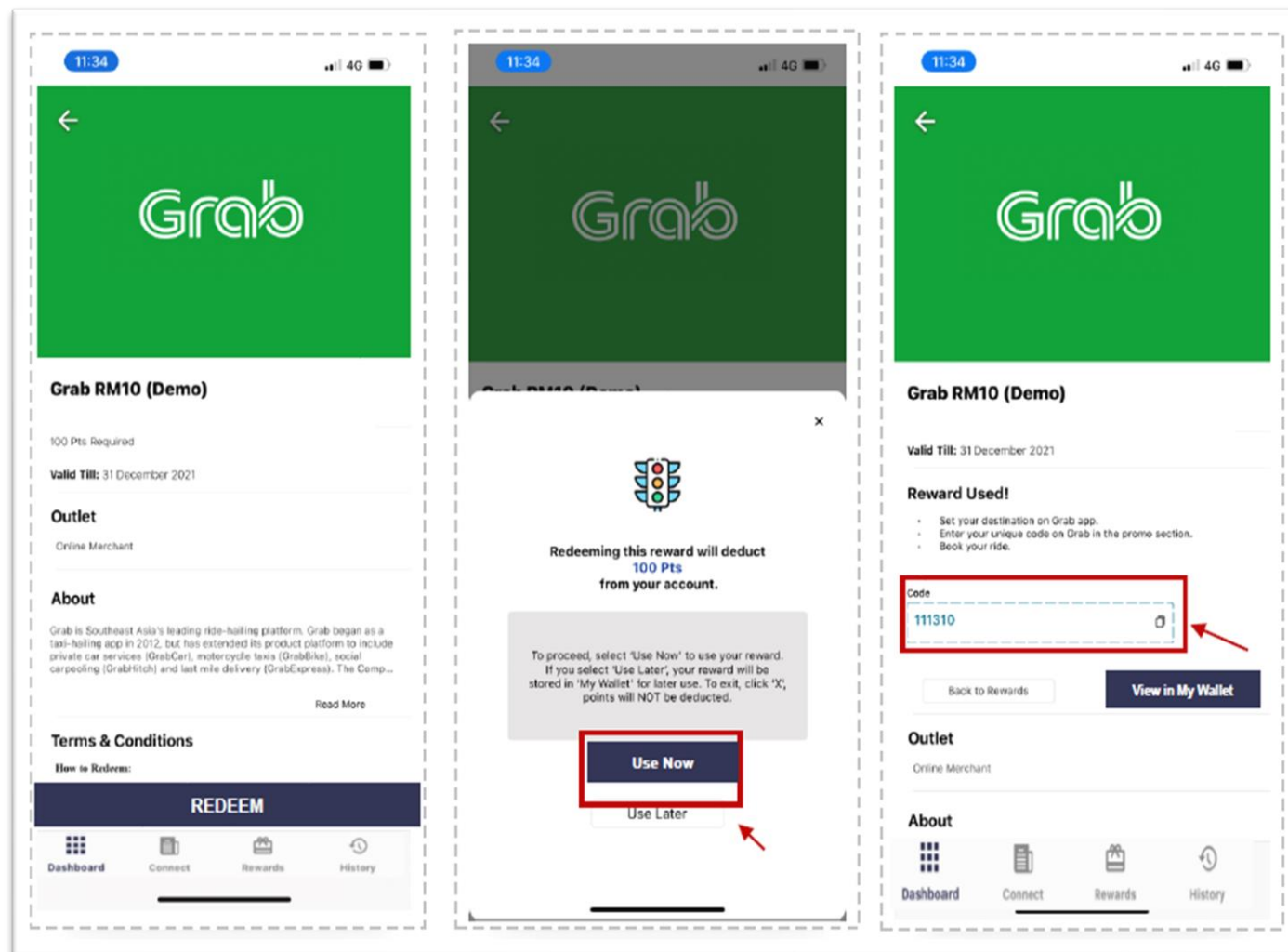


1. Access all the point rewards available by tapping **Rewards** from the bottom menu bar.
2. This section will show two options. Tapping **Browse all** will let you see all e-Voucher & Discount rewards available for redemption.
3. Tapping **My Wallet** will let you see all e-Vouchers & Discount that you have redeemed but wish to use later.
4. For e-Voucher there is a specification of the number of points required beneath each listing.
5. Points will be deducted for these redemptions.



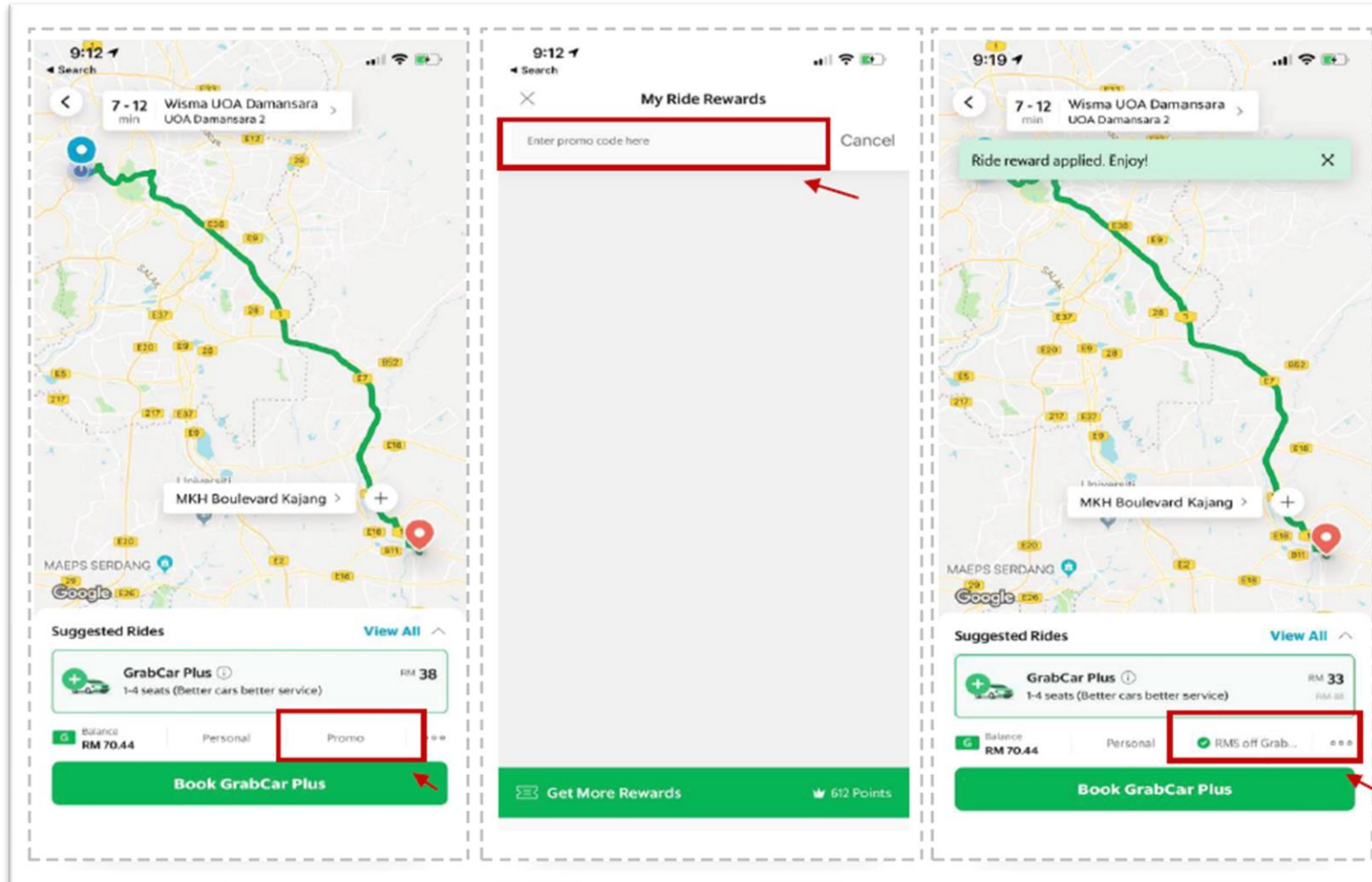


5. Browse through the Rewards section to choose your favorite voucher.
6. Don't forget to read the terms & conditions.
7. Tap **Redeem** to collect the e-Voucher.
8. You can tap **Use Now** if you wish to use the e-Voucher immediately.
9. You can tap **Use Later** to save the e-Voucher in My Wallet.
10. Tap the copy icon '📋' to easily copy the promo code and paste at the respective merchant website or app.





11. For example, in Grab App, you can paste the promo code at the My Ride Rewards section – see pic below.





TOP POINT-REWARD MERCHANTS

Food & Groceries

Health & Wellness

Shopping & Retail

Travel & Attractions

Entertainment & More

Grab
Food



tealive



DECATHLON



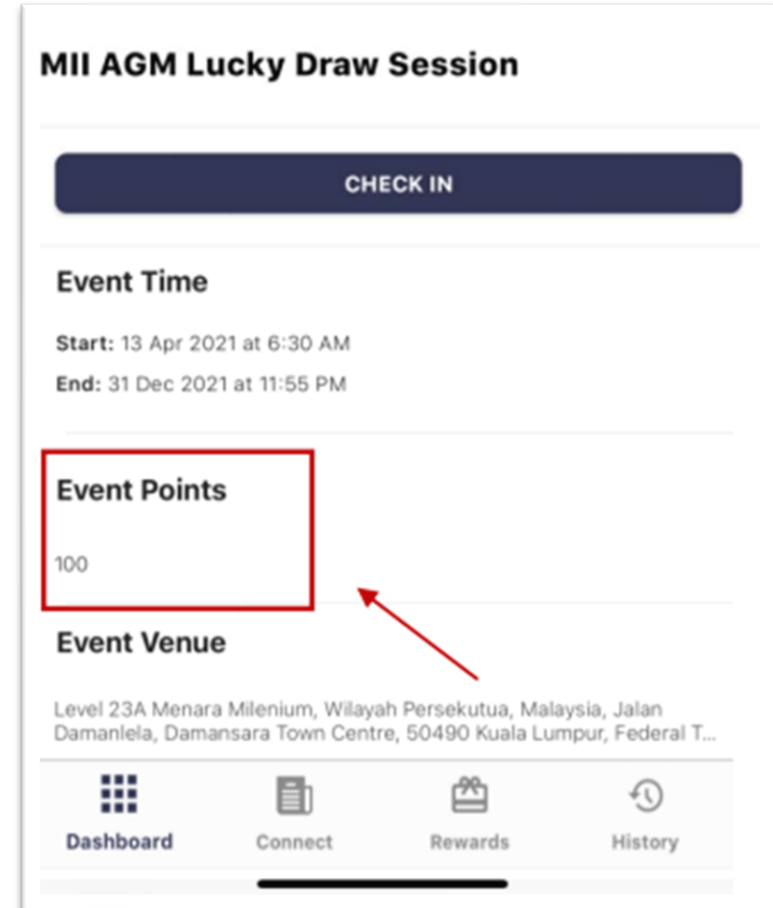
TESCO

ZALORA



How to earn points for MII Rewards?

1. Members can earn more points based on their MII membership activities, such as:
 - ☐ Attend selected MII events
 - ☐ Participate in our survey, polls, and other activities
 - ☐ MII membership anniversary
 - ☐ Upgrade to higher MII membership tier
 - ☐ Referral to MII membership
 - ☐ Special event or achievement
2. Take note on events or activities organized by MII that has Cerra Points App logo. MII will inform the event points that would be awarded for the selected events/activities.



MII AGM Lucky Draw Session

CHECK IN

Event Time

Start: 13 Apr 2021 at 6:30 AM
End: 31 Dec 2021 at 11:55 PM

Event Points

100

Event Venue

Level 23A Menara Milenium, Wilayah Persekutuan, Malaysia, Jalan Damanlela, Damansara Town Centre, 50490 Kuala Lumpur, Federal T...

Dashboard **Connect** **Rewards** **History**



THE MALAYSIAN
INSURANCE INSTITUTE

Get discounts

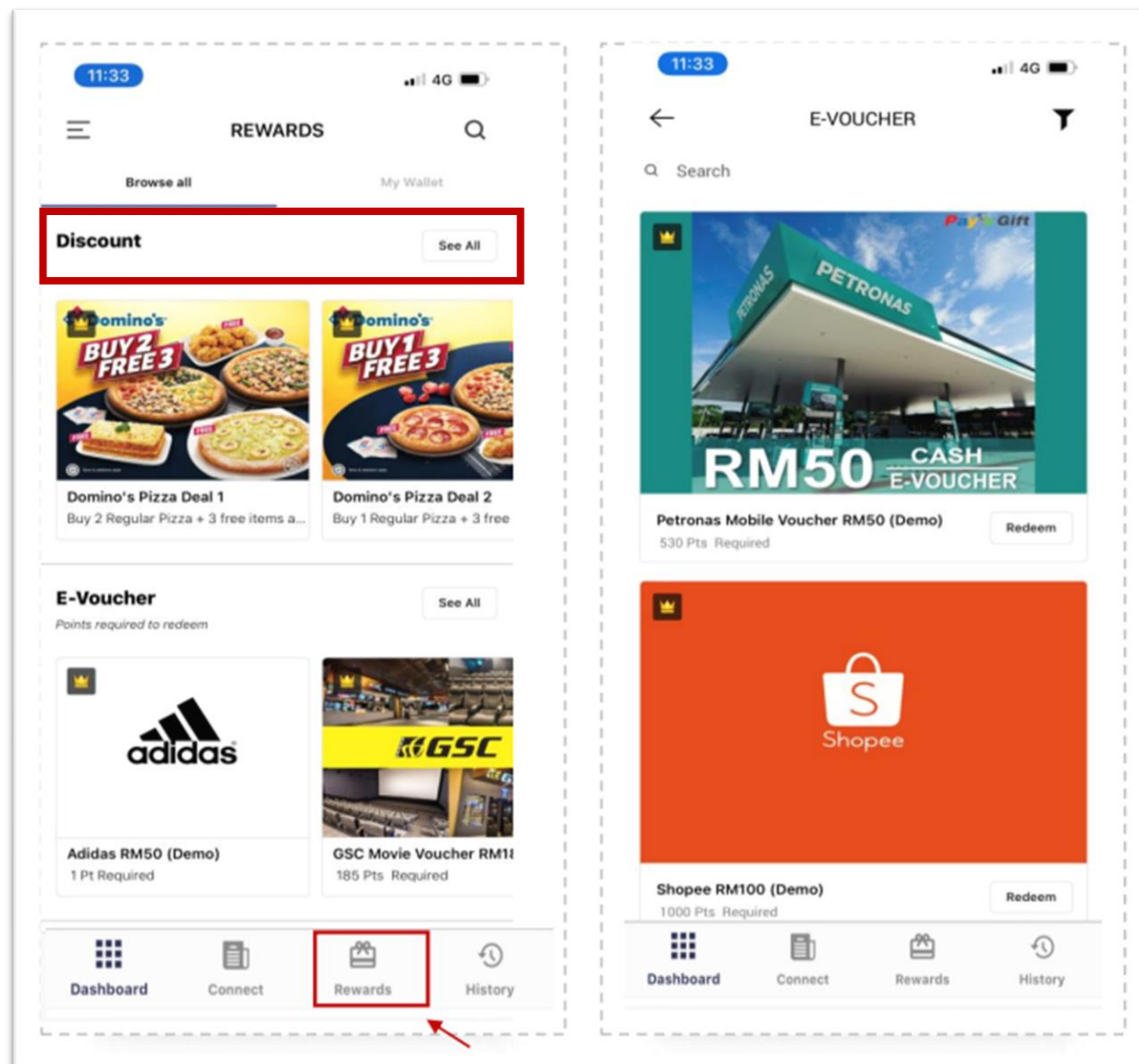


MEMBER DISCOUNTS

Enjoy 'Evergreen' and unlimited discounts when shopping at Malaysia's top retailers. No points redemption required.



1. Access all the discounts available by tapping **Rewards** from the bottom menu bar.
2. This section will show two options. Tapping **Browse all** will let you see all e-Voucher & Discount rewards available for redemption.
3. Tapping **My Wallet** will let you see all e-Vouchers & Discount that you have redeemed but wish to use later.
4. For **Discount** there is no requirement for using points.
5. You can use the discount as soon as you have activated the Cerra Points App.





6. Browse through the Rewards section to choose your favorite discount.
7. Don't forget to read the terms & conditions.
8. Tap **Redeem** to collect the discount.



12:30 4G

Domino's

BUY 2 FREE 3

Domino's Pizza Deal 1

Buy 2 Regular Pizza + 3 free items at RM63.80

Valid Till: 28 February 2022

Outlet

West & East Malaysia Stores

About

Pizza is an amazingly popular food and Domino's is one of the leading pizzerias in Malaysia providing exceptional delivery service. As of 2019, Domino's Malaysia has more than 240 pizza places that are strategically located and we are continually increasing our store numbers in order to...

[Read More](#)

Terms & Conditions

How to Redeem:

REDEEM

Dashboard Connect Rewards History

12:30 4G

Domino's

BUY 2 FREE 3

Domino's Pizza Deal 1

Valid Till: 28 February 2022

Reward Redeemed!

- Go to www.dominos.com.my and add 2 regular pizzas to cart
- Use this promotion code "PRWZL" upon checkout to enjoy the discount

[Back to Rewards](#) [View in My Wallet](#)

Outlet

West & East Malaysia Stores

About

Pizza is an amazingly popular food and Domino's is one of the leading pizzerias in Malaysia providing exceptional delivery service. As of 2019,

Dashboard Connect Rewards History



THE MALAYSIAN
INSURANCE INSTITUTE

TOP DISCOUNT PARTNERS

Food & Beverage

Health & Fitness


Shopping & Retail

Lifestyle & Recreation

Essential & More



ZALORA



Technical support

1. For any support issue, please email Rewardz technical team at support@rewardz.sg
2. For security, please ensure that you download the Cerra Points App via your mobile official app store (i.e: Apple Appstore, Google Playstore, etc).
3. You can activate your account as soon as you received your membership letter of confirmation.
4. Alternatively, you can also check your membership status [here](#). If your name has been listed, it means your account for Cerra Points has been created and you can download the App accordingly.
5. Please email membership@mii.org.my if you have difficulty to activate your account.